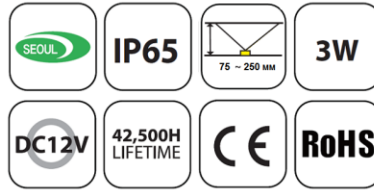


HP L050

High power SSC LED
for edge illumination

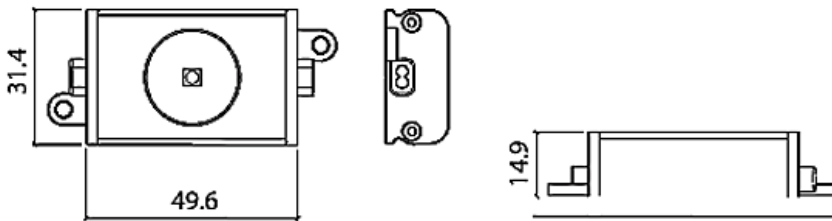


BEST FEATURES

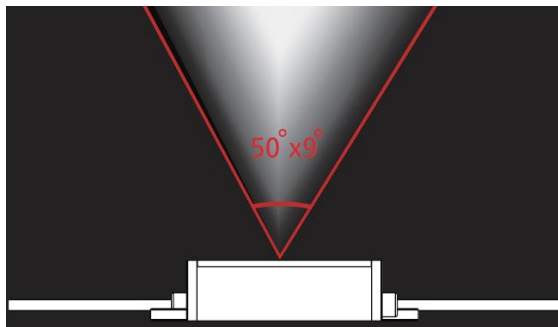
- DESIGNED FOR EDGE ILLUMINATION OF LIGHT CABINETS
- SEOUL SEMICONDUCTOR HIGH POWER LED
- DOUBLE ANGLE OF RADIATION
- CONSTANT CURRENT DRIVING MODE
- INSTALLATION BY 1 MODULE (1 module = 1 set)
- IP65 INGRESS PROTECTION
- 5 YEARS WARRANTY @ L70

RECOMMENDED DEPTH FOR SINGLE SIDED LIGHT CABINETS.....75 mm – 150 mm
RECOMMENDED DEPTH FOR DOUBLE SIDED LIGHT CABINETS.....150 mm – 250 mm

DIMENSIONS: units in mm



ANGLE OF RADIATION



SPECIFICATIONS*:

Part number.....HP L050
Input voltage.....12V DC
Power consumption (typical).....3.0 Watt
Drive current.....250 mA
LED package.....High power SSC
Housing.....PC + ABS

Lm per module (typical)..... 240 lm
Viewing angle9° x 50°
CRI (minimal).....80

Available colors
Daylight white.....6,500 K

Max. allowed quantity in series.....10 pcs
Lead wire.....AWG18

Ingress protection.....IP 65
Operating temperature - 30°C to +60°C

Meets the following standards:
EN 55015/A2 : 2009
EN 61547/2009
EN 62031/2008
EN 62471/2006
UL879 -U.S C22.2 No. 207-M89

Packaging
Bag20 pcs
Master box200 pcs
Master box G.W.15,0 kg

*Technical data is subject to change without notice